




Function	Feature	Description
Focus	Yellow square	Touch the screen where you want the sharpest focus to be, and a yellow square appears.
Exposure	Slider	Slide your finger up and down the yellow line to right of yellow square to control exposure.
	HDR	Automatically takes 3 pictures and combines them to get best exposure.
	Flash	Will flash when needed.
Types of images	Photo	rectangular shape
	Square	Square shape—best for social media
	Pano	Allows for sweeping across a landscape to get one image
Types of Video	Video	Regular
	Slo-Mo	Slows action down
	Time-Lapse	Compresses time
Ways to trip shutter	Shutter	 Light touch, shutter trips when fingertip lets up
	Volume control on iPhone	Either up or down volume
	Volume Control on earphones	Either up or down volume
	Timer	 3 or 10 sec. delay
Special Features	Live	1.5 sec. video before and after shot
	Effects	 Different looks

